



## Main

Range of product	Preventa Safety automation
Product or component type	Preventa safety module
Safety module name	XPSUAT
Safety module application	Monitoring antivalent contacts For emergency stop, guard and light curtain monitoring Monitoring of pressure-sensitive 4-wire protective devices
Function of module	Emergency stop button with 2 NC contacts Guard monitoring with 1 or 2 limit switches Monitoring 2 PNP sensors Magnetic switch monitoring Light curtain monitoring RFID switch Monitoring of electro-sensitive protection equipment (ESPE) Sensing mat/edges Proximity sensor monitoring Monitoring 1 PNP + 1 NPN sensor
Safety level	Can reach PL e/category 4 for normally open relay contact conforming- to ISO 13849-1 Can reach SILCL 3 for normally open relay contact conforming to IEC 62061 Can reach SIL 3 for normally open relay contact conforming to IEC 61508 Can reach PL c/category 1 for normally closed relay contact conforming- to ISO 13849-1 Can reach SILCL 1 for normally closed relay contact conforming to IEC 62061 Can reach SIL 1 for normally closed relay contact conforming to IEC 61508
Safety reliability data	MTTFd > 30 years conforming to ISO 13849-1 Dcavg >= 99 % conforming to ISO 13849-1 PFHd = 0.94E-09 conforming to ISO 13849-1 for SS0 PFHd = 0.95E-09 conforming to ISO 13849-1 for SS1 HFT = 1 conforming to IEC 62061 PFHd = 0.94E-09 conforming to IEC 62061 for SS0 PFHd = 0.95E-09 conforming to IEC 62061 for SS1 SFF > 99% conforming to IEC 62061 HFT = 1 conforming to IEC 61508-1 PFHd = 0.94E-09 conforming to IEC 61508-1 for SS0 PFHd = 0.95E-09 conforming to IEC 61508-1 for SS1 SFF > 99% conforming to IEC 61508-1 Type = B conforming to IEC 61508-1
Electrical circuit type	NC pair PNP pair Antivalent pair OSSD pair

The information provided in this documentation contains general descriptions and/or technical characteristics of the performance of the products contained herein. This documentation is not intended as a substitute for and is not to be used for determining suitability or reliability of these products for specific user applications. It is the duty of any such user or integrator to perform the appropriate and complete risk analysis, evaluation and testing of the products with respect to the relevant specific application or use thereof. Neither Schneider Electric Industries SAS nor any of its affiliates or subsidiaries shall be responsible or liable for misuse of the information contained herein.

Connections - terminals	Removable screw terminal block, 0.2...2.5 mm <sup>2</sup> solid or flexible Removable screw terminal block, 0.25...2.5 mm <sup>2</sup> flexible with ferrule single conductor Removable screw terminal block, 0.2...1.5 mm <sup>2</sup> solid or flexible twin conductor Removable screw terminal block, 2 x 0.25...1 mm <sup>2</sup> flexible with ferrule without cable end, with bezel Removable screw terminal block, 2 x 0.5...1.5 mm <sup>2</sup> flexible with ferrule with cable end, with bezel
[Us] rated supply voltage	24 V AC - 15...10 % 24 V DC - 20...20 %

## Complementary

Synchronisation time between inputs	0.5 s 2 s 4 s
Type of start	Automatic/Manual/Monitored
Power consumption in W	3 W 24 V DC
Power consumption in VA	6.5 VA 24 V AC 50/60 Hz
Input protection type	Internal, electronic
Auxiliary contact composition	1 NC configurable 3 NO configurable 3 NO immediate
Number of inputs	2 positive safety input 24 V DC 8 mA 1 negative safety input
Maximum line resistance	500 Ohm
Time delay range	0...900 s
Input compatibility	Normally closed circuit conforming to ISO 14119 XC limit switch conforming to ISO 14119 Mechanical contact conforming to ISO 14119 Normally closed circuit conforming to ISO 13850 Antivalent pair conforming to ISO 14119 OSSD pair conforming to IEC 61496-1-2 3-wire proximity sensors PNP
Output type	Relay output : 250 V AC, AC-1, D300 for normally open relay contact Relay output : 250 V AC, AC-15, D300 for normally closed relay contact Relay output : 24 V DC, DC-1, R300 for normally open relay contact Relay output : 24 V DC, DC-13, R300 for normally closed relay contact
[Ie] rated operational current	5 A AC-1 for normally open relay contact 3 A AC-15 for normally open relay contact 5 A DC-1 for normally open relay contact 3 A DC-13 for normally open relay contact 3 A AC-1 for normally closed relay contact 1 A AC-15 for normally closed relay contact 3 A DC-1 for normally closed relay contact 1 A DC-13 for normally closed relay contact
Number of outputs	4 on/off configurable pulsed output
Input/output type	Semiconductor output 24 V DC, 20 mA Z2, not safety-related Pulsed output for diagnostics 24 V DC, 20 mA Z1, not safety-related
[Ith] conventional free air thermal current	16 A
Associated fuse rating	10 A gG for NO relay output circuit conforming to IEC 60947-1
Minimum output current	20 MA for relay output
Minimum output voltage	24 V for relay output
Maximum response time on input open	20 Ms
[Ui] rated insulation voltage	250 V (pollution degree 2) conforming to EN/IEC 60947-1
[Uimp] rated impulse withstand voltage	4 KV overvoltage category II conforming to EN/IEC 60947-1
Local signalling	LED (green) for power ON LED (red) for error LED (yellow) for start LED (yellow) for safety output instantaneous LED (yellow) for safety output delayed LED (yellow) for safety input S12 LED (yellow) for safety input S22 LED (yellow) for safety input S32
Mounting support	35 mm symmetrical DIN rail
Depth	120 Mm
Height	100 Mm

Width	45 Mm
Net weight	0.350 Kg

## Environment

Standards	IEC 60947-5-1 IEC 61508-1 functional safety standard IEC 61508-2 functional safety standard IEC 61508-3 functional safety standard IEC 61508-4 functional safety standard IEC 61508-5 functional safety standard IEC 61508-6 functional safety standard IEC 61508-7 functional safety standard ISO 13849-1 functional safety standard IEC 62061 functional safety standard
Product certifications	TÜV CULus
IP degree of protection	IP54 (mounting area) conforming to EN/IEC 60947-1 IP40 (housing) conforming to EN/IEC 60947-1 IP20 (terminals) conforming to EN/IEC 60947-1
Ambient air temperature for storage	-25...85 °C
Relative humidity	5...95 % non-condensing

## Packing Units

Unit Type of Package 1	PCE
Number of Units in Package 1	1
Package 1 Weight	435 G
Package 1 Height	6.5 Cm
Package 1 width	13.5 Cm
Package 1 Length	15.5 Cm
Package 2 Weight	460 G
Package 3 Weight	7.77 Kg

## Offer Sustainability

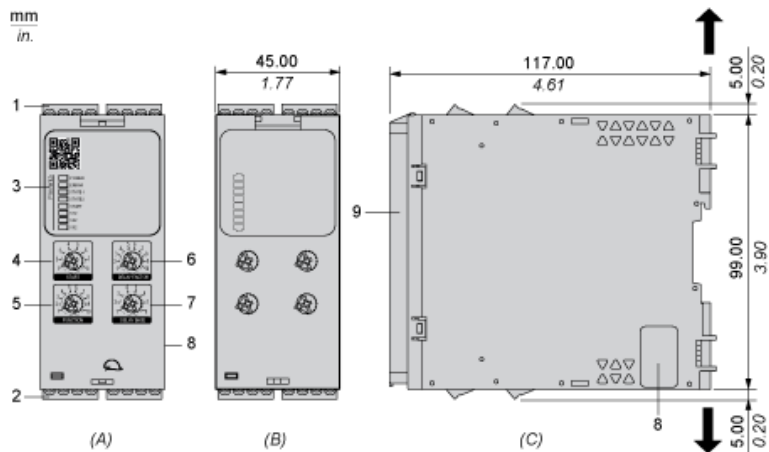
Sustainable offer status	Green Premium product
REACH Regulation	<a href="#">REACH Declaration</a>
EU RoHS Directive	Pro-active compliance (Product out of EU RoHS legal scope) <a href="#">EU RoHS Declaration</a>
Mercury free	Yes
RoHS exemption information	<a href="#">Yes</a>
China RoHS Regulation	<a href="#">China RoHS Declaration</a>
Environmental Disclosure	<a href="#">Product Environmental Profile</a>
Circularity Profile	<a href="#">End Of Life Information</a>
WEEE	The product must be disposed on European Union markets following specific waste collection and never end up in rubbish bins
PVC free	Yes

## Contractual warranty

Warranty	18 months
----------	-----------

Dimensions

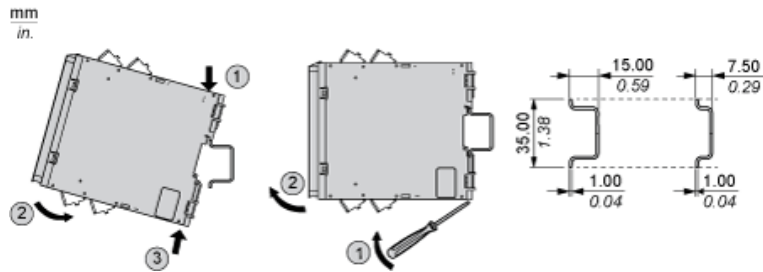
Front and Side Views



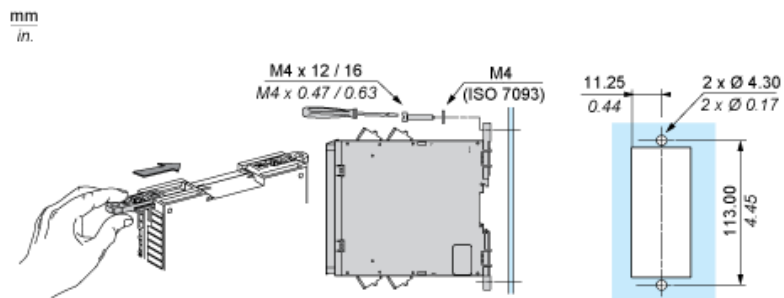
- (A) : Product drawing
- (B) : Screw clamp terminal
- (C) : Side view
- (1) : Removable terminal blocks, top
- (2) : Removable terminal blocks, bottom
- (3) : LED indicators
- (4) : Start function selector
- (5) : Function selector
- (6) : Delay factor selector
- (7) : Delay base selector
- (8) : Connector for optional output extension module (lateral)
- (9) : Sealable transparent cover

mm in.	7.0-8.0 0.28-0.31					
mm <sup>2</sup>		0,2... 2,5	0,25...2,5	0,2...1,5	0,25...1	0,5...1,5
AWG		24... 12	24...12	24...16	24...18	20...16
	Ø 3,5 mm (0.14 in)			Nm	0.5... 0.6	
				lb-in	4,4... 5,3	

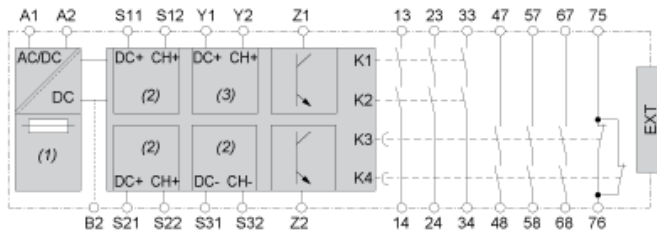
## Mounting to DIN rail



## Screw-mounting



Wiring Drawing



- (1) : A1-A2 (Power supply)
- (2) : S11-S12-S21-S22-S31-S32 (Single-channel safety input)
- (3) : Y1-Y2 (Start)
- 13-23-33-47-57-67-75-14-24-34-48-58-68-76 : Output
- EXT : Connector for optional extension module
- B2 : Common ground terminal
- Z1 : Pulsed output for diagnostics, not safety-related
- Z2 : Solid state output, not safety-related

Product Life Status : **Commercialised**