



Main

Range of product	Zelio Control
Product or component type	Modular measurement and control relays
Relay type	Control relay
Network number of phases	3 phases
Relay name	RM22TG
Relay monitored parameters	Phase failure detection Phase sequence
Time delay type	Without
Switching capacity in VA	2000 VA
Measurement range	183...528 V voltage AC

Complementary

Reset time	<= 1500 ms at maximum voltage
Maximum switching voltage	250 V AC
Minimum switching current	10 mA at 5 V DC
Maximum switching current	8 A AC
[Us] rated supply voltage	208...480 V AC
Supply voltage limits	183...528 V AC
Control circuit voltage limits	183...528 V AC
Power consumption in VA	15 VA at 480 V AC 60 Hz
Voltage detection threshold	< 100 V AC
Supply frequency	50...60 Hz +/- 10 %
Output contacts	2 C/O
Run-up delay at power-up	<= 650 ms
Response time	<= 200 ms
Overvoltage category	III conforming to UL 508 III conforming to IEC 60664-1
Insulation resistance	> 100 MOhm at 500 V DC conforming to IEC 60255-27
Mounting position	Any position

Disclaimer: This documentation is not intended as a substitute for and is not to be used for determining suitability or reliability of these products for specific user applications

Connections - terminals	Screw terminals 2 x 0.5...2 x 2.5 mm ² - AWG 20...AWG 14, solid cable without cable end Screw terminals 2 x 0.2...2 x 1.5 mm ² - AWG 24...AWG 16, flexible cable with cable end Screw terminals 1 x 0.5...1 x 3.3 mm ² - AWG 20...AWG 12, solid cable without cable end Screw terminals 1 x 0.2...1 x 2.5 mm ² - AWG 24...AWG 14, flexible cable with cable end
Tightening torque	0.6...1 N.m conforming to IEC 60947-1
Housing material	Self-extinguishing plastic
Status LED	LED yellow for relay ON LED green for power ON
Mounting support	35 mm DIN rail conforming to EN/IEC 60715
Electrical durability	100000 cycles
Mechanical durability	10000000 cycles
Utilisation category	AC-1 conforming to IEC 60947-4-1 DC-1 conforming to IEC 60947-4-1 AC-15 conforming to IEC 60947-5-1 DC-13 conforming to IEC 60947-5-1
Safety reliability data	MTTFd = 924.6 years B10d = 850000
Contacts material	Cadmium free
Width	22.5 mm
Product weight	0.09 kg

Environment

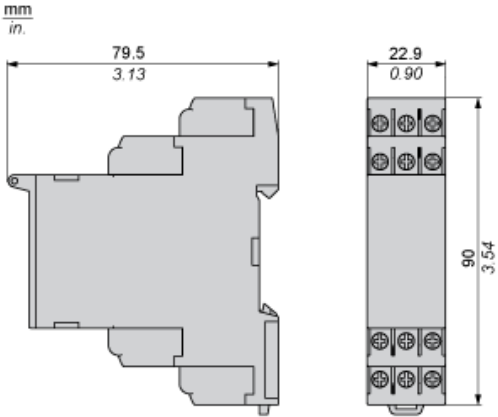
Immunity to microbreaks	<= 10 ms
Electromagnetic compatibility	Conducted and radiated emissions class B conforming to CISPR 22 Immunity for residential, commercial and light-industrial environments conforming to EN/IEC 61000-6-1 Electrostatic discharge 6 kV level 3 contact discharge conforming to IEC 61000-4-2 Electrostatic discharge 8 kV level 3 air discharge conforming to IEC 61000-4-2 Radiated radio-frequency electromagnetic field immunity test 10 V/m level 3 conforming to IEC 61000-4-3 Electrical fast transient/burst immunity test 4 kV level 4 direct conforming to IEC 61000-4-4 Electrical fast transient/burst immunity test 2 kV level 4 capacitive coupling conforming to IEC 61000-4-4 Surge immunity test 4 kV level 4 common mode conforming to IEC 61000-4-5 Surge immunity test 2 kV level 4 differential mode conforming to IEC 61000-4-5 Conducted and radiated emissions class B group 1 conforming to CISPR 11 Emission standard for industrial environments conforming to EN/IEC 61000-6-4 Emission standard for residential, commercial and light-industrial environments conforming to EN/IEC 61000-6-3 Immunity for industrial environments conforming to EN/IEC 61000-6-2
Standards	EN/IEC 60255-1
Product certifications	RCM EAC China RoHS CSA CE GL CCC UL
Ambient air temperature for storage	-40...70 °C
Ambient air temperature for operation	-20...50 °C at 60 Hz -20...60 °C at 50 Hz AC/DC
Relative humidity	93...97 % at 25...55 °C conforming to IEC 60068-2-30
Vibration resistance	0.075 mm (f = 10...58.1 Hz) (not in operation) conforming to IEC 60068-2-6 1 gn (f = 10...58.1 Hz) (not in operation) conforming to IEC 60068-2-6 0.035 mm (f = 58.1...150 Hz) (in operation) conforming to IEC 60068-2-6 0.5 gn (f = 58.1...150 Hz) (in operation) conforming to IEC 60068-2-6
Shock resistance	15 gn for 11 ms (not in operation) conforming to IEC 60068-2-27 5 gn for 11 ms (in operation) conforming to IEC 60068-2-27
IP degree of protection	IP20 on terminals conforming to IEC 60529 IP40 on housing conforming to IEC 60529 IP50 on front panel conforming to IEC 60529
Pollution degree	3 conforming to IEC 60664-1 3 conforming to UL 508

Dielectric test voltage	2.5 kV for 1 min AC 50 Hz conforming to IEC 60255-27
-------------------------	--

Offer Sustainability

Sustainable offer status	Green Premium product
RoHS (date code: YYWW)	Compliant - since 1524 - Schneider Electric declaration of conformity Schneider Electric declaration of conformity
REACH	Reference not containing SVHC above the threshold Reference not containing SVHC above the threshold
Product environmental profile	Available Product environmental
Product end of life instructions	Available End of life manual

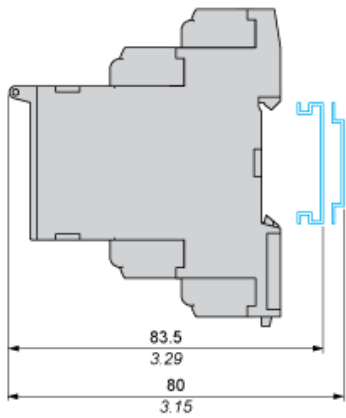
Dimensions



Mounting and Clearance

Rail Mounting

mm
in.



3-Phase Control Relay

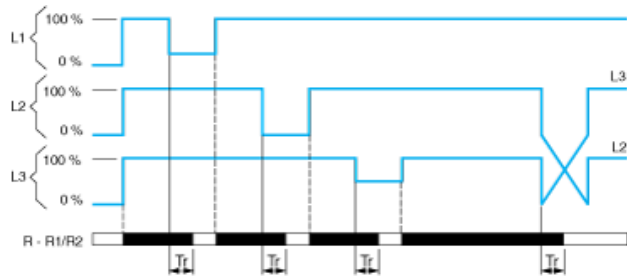
Wiring Diagram



L1,L2,L3 : Supply to be monitored
11-14,12 : 1st C/O contact of output relay
21-24,22 : 2nd C/O contact of output relay

Function Diagram

Phase Sequence Control and Total Loss of Phase Detection



Legend

- Tr Response time on appearance of a fault
- L1, L2, L3 Phases of the supply voltage monitored
- R - R1/R2 Output relay(s),
- Relay status: black color = energized.