

Product data sheet

Specifications



discrete output module, Modicon X80, 16 NO relay outputs, 24 to 240V AC, 24 to 48V DC

BMXDRA1605

Main

Range of product	Modicon X80
Product or component type	Discrete output module
Discrete output logic	Positive

Complementary

Minimum switching current	1 mA 5 V DC
Response time on output	< 8 ms activation < 10 ms deactivation
Insulation resistance	> 10 MOhm 500 V DC
MTBF reliability	2100000 H
Product weight	0.15 kg

Environment

IP degree of protection	IP20
Protective treatment	Standard version
Dielectric strength	2000 V AC at 50/60 Hz 1 min
Relative humidity	5...95 % at 55 °C without condensation

Packing Units

Unit Type of Package 1	PCE
Number of Units in Package 1	1
Package 1 Height	5.300 cm
Package 1 Width	11.000 cm
Package 1 Length	11.500 cm
Package 1 Weight	179.000 g
Unit Type of Package 2	S02
Number of Units in Package 2	15
Package 2 Height	15.000 cm
Package 2 Width	30.000 cm
Package 2 Length	40.000 cm
Package 2 Weight	2.960 kg

Contractual warranty



Environmental Data

Schneider Electric aims to achieve Net Zero status by 2050 through supply chain partnerships, lower impact materials, and circularity via our ongoing “Use Better, Use Longer, Use Again” campaign to extend product lifetimes and recyclability.

[Environmental Data explained >](#)

[How we assess product sustainability >](#)



Environmental footprint

Total lifecycle Carbon footprint	146 kg CO2 eq.
Carbon footprint of the manufacturing phase [A1 to A3]	23 kg CO2 eq.
Carbon footprint of the distribution phase [A4]	0 kg CO2 eq.
Carbon footprint of the installation phase [A5]	0 kg CO2 eq.
Carbon footprint of the use phase [B2, B3, B4, B6]	123 kg CO2 eq.
Carbon footprint of the end-of-life phase [C1 to C4]	0.3 kg CO2 eq.
Environmental Disclosure	Product Environmental Profile

Use Better



Materials and Substances

Packaging made with recycled cardboard	Yes
Packaging without single use plastic	Yes
SCIP Number	81872da8-8895-4d37-90f4-a72768531605
EU RoHS Directive	Compliant By Exemption
REACH Regulation	Reference contains Substances of Very High Concern above the threshold
California proposition 65	WARNING: This product can expose you to chemicals including: Lead and lead compounds, which is known to the State of California to cause cancer and birth defects or other reproductive harm. For more information go to www.P65Warnings.ca.gov

Use Longer



Lifetime extension

Repair	No
--------	----

Use Again



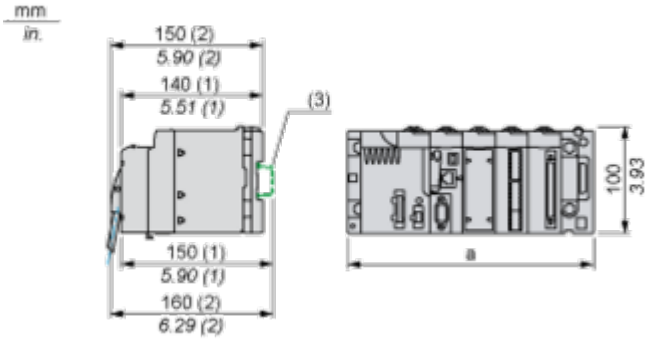
Repack and remanufacture

Recyclability potential, in %	3
End of life manual availability	End of Life Information
Take-back	No

Dimensions Drawings

Modules Mounted on Racks

Dimensions



(1) With removable terminal block (cage, screw or spring).

(2) With FCN connector.

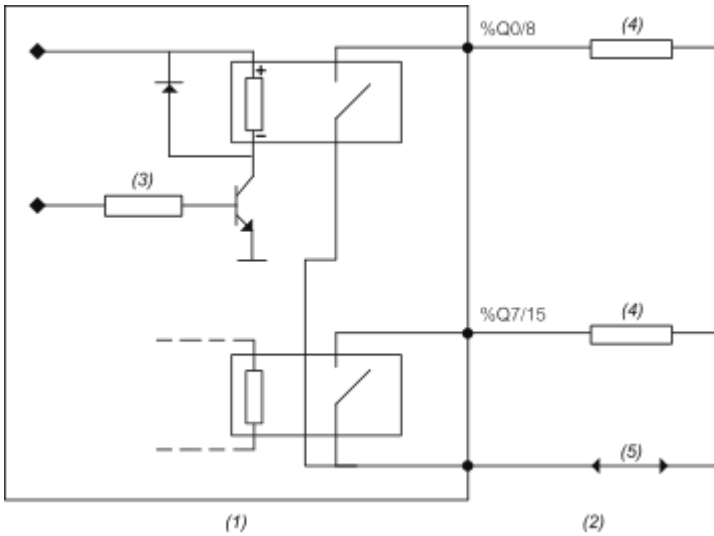
(3) On AM1 ED rail: 35 mm wide, 15 mm deep. Only possible with BMXXBP0400/0400H/0600/0600H/0800/0800H rack.

Rack references	a in mm	a in in.
BMXXBP0400 and BMXXBP0400H	242.4	09.54
BMXXBP0600 and BMXXBP0600H	307.6	12.11
BMXXBP0800 and BMXXBP0800H	372.8	14.68
BMXXBP1200 and BMXXBP1200H	503.2	19.81

Connections and Schema

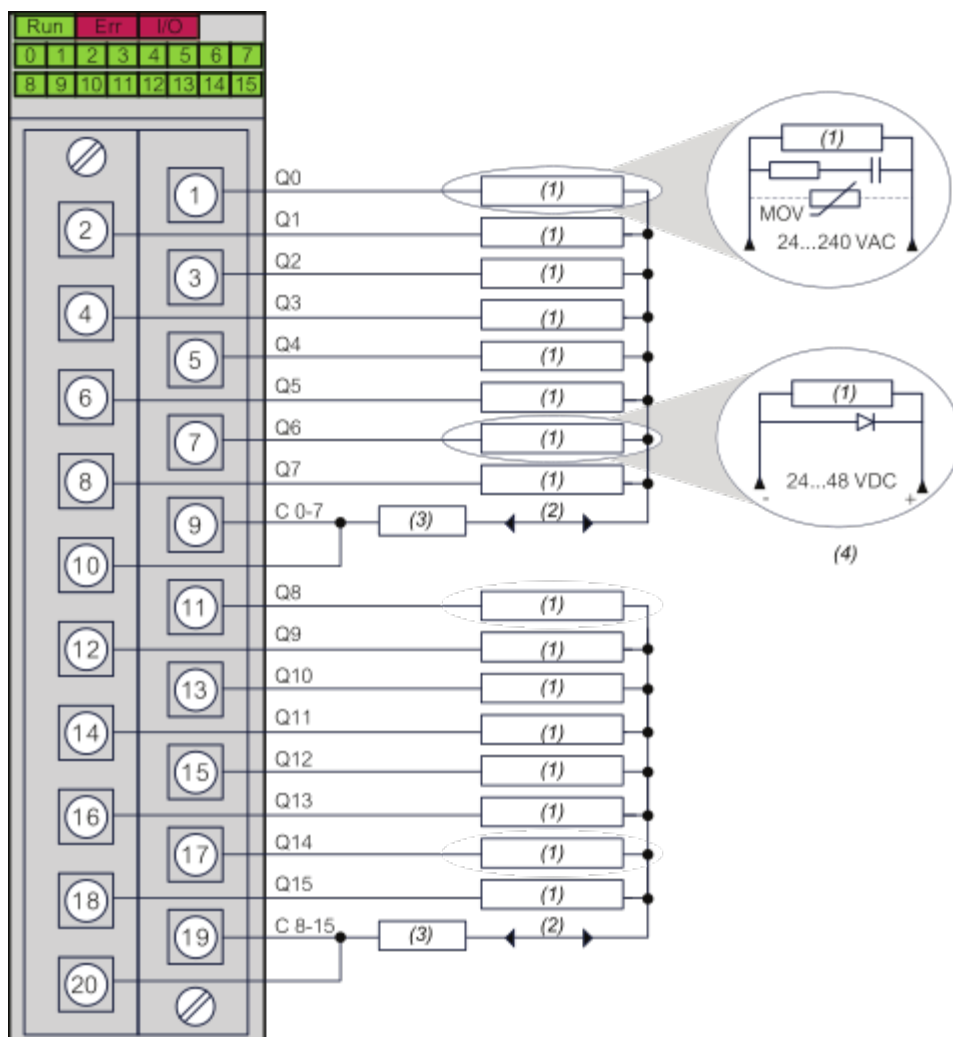
Connecting the Module

Output Circuit Diagram



- (1) Module
- (2) Output
- (3) Command
- (4) Pre-actuator
- (5) Power supply

Module Connection



- (1) Pre-actuator
- (2) Power supply : 24...48 VDC or 24...240 VAC
- (3) Fuse : 1 fast blow fuse of 12 A for each 8-channel group
- (4) We recommend installing this type of protection on the terminals of each pre-actuator

Image of product / Alternate images

Alternative

