

## Main

Range of product	Modicon M580
Product or component type	Redundant processor module
Impregnation material	Conformal coated
Supply	Internal power supply via rack

## Complementary

Number of racks	1
Application specific I/O	Accurate time stamping Counter Serial link Motion control HART SSI encoder
Checks	Process control
Control channels	Programmable loops
Integrated connection type	USB type mini B 1 Ethernet TCP/IP service port 2 Ethernet TCP/IP device network 1 Ethernet HSBY port
Number of remote I/O station	16 - 2 rack(s) per X80 and Quantum drops
Number of distributed equipment	64
Communication module processor capacity	8 AS-Interface module 4 Ethernet communication module
Communication service	DIO scanner RIO scanner
Memory description	Expandable flash 4 GB data storage Integrated RAM 10 kB system memory Integrated RAM 16 MB program Integrated RAM 2048 kB data
Application structure	1 cyclic/periodic master task 1 periodic fast task
Number of instructions per ms	30 Kinst/ms 65 % Boolean + 35 % fixed arithmetic 40 Kinst/ms 100 % Boolean
Current consumption	295 mA 24 V DC
MTBF reliability	600000 H
Marking	CE
Status LED	1 LED green processor running (RUN) 1 LED red I/O module fault (I/O) 1 LED red processor or system fault (ERR) 1 LED green download in progress (DL) 1 LED red memory card or CPU flash fault (BACKUP) 1 LED green/red ETH MS (Ethernet port configuration status) 1 LED green/red Eth NS (Ethernet network status) 1 LED green peer processor running (REMOTE RUN) 1 LED green processor ID set to A (A) 1 LED green processor ID set to B (B) 1 LED green processor acting as Primary (PRIM) 1 LED green processor acting as Standby (STBY) 1 LED green I/O values overridden by user (FORCED IO) 1 LED green Hot standby link status (Hsby Diag)

The information provided in this documentation contains general descriptions and/or technical characteristics of the performance of the products contained herein. This documentation is not intended as a substitute for and is not to be used for determining suitability or reliability of these products for specific user applications. It is the duty of any such user or integrator to perform the appropriate and complete risk analysis, evaluation and testing of the products with respect to the relevant specific application or use thereof. Neither Schneider Electric Industries SAS nor any of its affiliates or subsidiaries shall be responsible or liable for misuse of the information contained herein.

Product weight	0.849 kg
----------------	----------

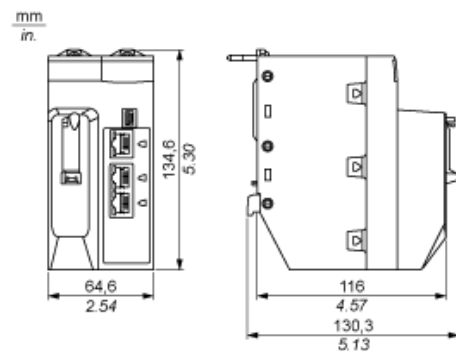
## Environment

vibration resistance	3 gn
shock resistance	30 gn
ambient air temperature for operation	-25...60 °C
ambient air temperature for storage	-40...85 °C
operating altitude	0...2000 m 2000...5000 m (with derating factor)
relative humidity	5...95 % 55 °C conforming to without condensation
IP degree of protection	IP20
directives	2012/19/EU - WEEE directive 2014/30/EU - electromagnetic compatibility 2014/35/EU - low voltage directive
standards	EN 61000-6-2 EN 61000-6-4 EN 61131-2 EN 61010-2-201
environmental characteristic	Corrosion resistance Dust resistant
product certifications	ATEX CE CSA UL RCM IEC-Ex Merchant Navy EAC

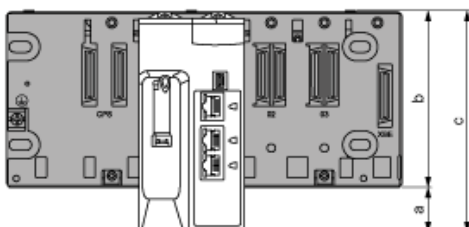
## Offer Sustainability

Sustainable offer status	Green Premium product
RoHS (date code: YYWW)	Compliant - since 1623 - Schneider Electric declaration of conformity
REACH	Reference not containing SVHC above the threshold
Product environmental profile	Available
Product end of life instructions	Available

## CPU Module Only

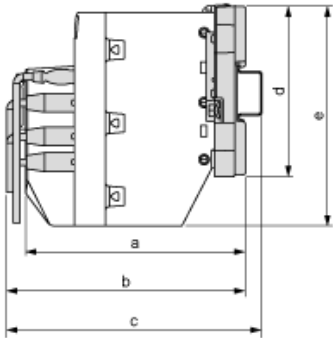


## Modules Mounted on Racks



- a: additional space below the rack to accommodate the height of the CPU. For an X Bus rack, the value is 30.9 mm (1.217 in.); for an Ethernet rack, the value is 29.49 mm (1.161 in.).
- b: the height of the rack. For an X Bus rack, the height is 103.7 mm (4.083 in.); for an Ethernet rack, the height is 105.11 mm (4.138 in.).
- c: the height of the main local rack, 134.6 mm (5.299 in.)

## Modules and Cables Mounted in an Enclosure



- a: enclosure depth: 135 mm (5.315 in.)
- b: wiring + module depth: > 146 mm (5.748 in.)
- c: wiring + module + DIN rail depth: > 156 mm (6.142 in.)
- d: rack height: for an X Bus rack 103.7 mm (4.083 in.); for an Ethernet rack, 105.11 mm (4.138 in.)
- e: module height: 134.6 mm (5.299 in.)